

**RANGAMANI & Co.,**  
**CHARTERED ACCOUNTANTS**

E-mail : sreenivasan2121@gmail.com  
Mob : 9847051915  
Phone : 2261542  
17/598, 11nd FLOOR  
CARD BANK BUILDING  
WEST OF Y. M. C. A. BRIDGE  
V. C. S. B. ROAD  
ALLEPPEY - 688 001

Certificate on (i) details of price at which specific securities were acquired by the Promoters, Promoter Group, Selling Shareholders, shareholders entitled with right to nominate directors or any other rights. in the immediately preceding three years; (ii) the average cost of acquisition of Equity Shares held by the Promoters and Selling Shareholders; (iii) weighted average price at which the Equity Shares were acquired by the Promoters and Selling Shareholders in the last one year; (iv) weighted average cost of acquisition of all shares transacted in last immediately preceding three years, eighteen months and one year; and (v) weighted average cost of acquisition of Equity Shares held by Selling Shareholders (on fully diluted basis)

11-12-2023

To,

The Board of Directors  
**Muthoot Microfin Limited**  
13<sup>th</sup> Floor  
Parinee Crescenzo  
Bandra Kurla Complex  
Bandra East, Mumbai 400 051  
Maharashtra, India  
(the "Company")

**ICICI Securities Limited**  
ICICI Venture House  
Appasaheb Marathe Marg  
Prabhadevi, Mumbai 400 025  
Maharashtra, India

**Axis Capital Limited**  
1<sup>st</sup> Floor, Axis House,  
C-2 Wadia International Centre,  
PB Marg, Worli,  
Mumbai 400 025  
Maharashtra, India

**JM Financial Limited**  
7<sup>th</sup> Floor, Cnergy  
Appasaheb Marathe Marg



Prabhadevi  
Mumbai 400 025  
Maharashtra, India

**SBI Capital Markets Limited**  
1501, 15<sup>th</sup> Floor, Parinee Crescenzo,  
G Block, Bandra Kurla Complex, Bandra (East),  
Mumbai- 400051  
Maharashtra, India

(collectively, with any other book running lead managers that may be appointed in connection with the Offer, the "Book Running Lead Managers")

**Re: Proposed initial public offering of equity shares of ₹10 each (the "Equity Shares") by the Company and such offering, the "Offer".**

Dear Ladies and Gentlemen,

We, Rangamani & Co, Chartered Accountants, (Firm Registration Number: 003050S), Independent Chartered Accountant of the Company, have performed the procedures stated below, at the request of the Company, to verify and certify: (i) acquisition of equity shares in the three preceding years by the Promoters, Promoter Group, Selling Shareholders, Shareholders entitled with right to nominate directors or any other rights, (ii) the average cost of acquisition of the Equity Shares of the Company held by (a) the Promoters of the Company, *i.e.* Mr. Thomas Muthoot, Mr. Thomas John Muthoot, Mr. Thomas George Muthoot, Mrs. Remmy Thomas, Mrs. Preethi John Muthoot, Mrs. Nina George, M/s. Muthoot Fincorp Ltd and (b) the Selling Shareholders participating in the Offer, *i.e.* Mr. Thomas Muthoot, Mr. Thomas John Muthoot, Mr. Thomas George Muthoot, Mrs. Remmy Thomas, Mrs. Preethi John Muthoot, Mrs. Nina George, and M/s. Greater Pacific Capital WIV Ltd and (iii) weighted average price at which Equity Shares were acquired by the Promoters and Selling Shareholders in the last year (*i.e.* from 12-12-2022 till 11-12-2023; (iv) weighted average cost of acquisition of all shares transacted in immediately preceding three years, eighteen months and one year and (v) weighted average cost of acquisition of Equity Shares held by Selling Shareholders (on fully diluted basis).

We have performed the following procedures:

- (i) Obtained the list of Promoters, as defined under Regulation 2(1)(oo) of the Securities and Exchange Board of India (Issue of Capital and Disclosure Requirements) Regulations, 2018 ("ICDR Regulations"), the Selling Shareholders and the shareholders entitled with right to nominate directors or any other rights, from the management of the Company for the purpose of calculation of cost per share;
- (ii) Compared the date of acquisition / sale / transfer; number of equity shares; and acquisition / issue cost per equity share in respect of each promoter, Promoter Group, Selling Shareholders and Shareholders entitled with right to nominate directors or any other rights stated in the Statement, with the share allotment register, minutes of the meetings of the board of directors of the Company and duly organized committees thereof, minutes of annual general meeting and extra-ordinary general meetings, relevant statutory registers including share allotment and share transfer registers, Form 2 (Return of Allotment) pursuant to Section 75(1) of the Companies Act, 1956, as amended (for allotments since inception to March 31, 2014) and Form PAS-3 pursuant to Section 39(4) of the Companies Act, 2013, as amended, and Rule 12 of the Companies (Prospectus and Allotment of Securities) Rules, 2014, as amended (for allotments since April 1, 2014) along with extracts of relevant board and shareholder resolutions, Form SH-7 pursuant to Section 64(1) of the Companies Act, 2013, as amended and Rule 15 of the Companies (Share Capital and Debenture Rules), 2014, confirmation from the Company for monies received from the selling shareholders (as applicable), bank account statements, relevant filings with the Reserve Bank of India, demat transfer statements, share transfer



forms, income tax returns, delivery instruction slips, any other forms filed with any regulatory authority in this regard and other documents presented to us;

- (iii) Computed average cost per share to the Promoters and Selling Shareholders as on 11-12-2023;
- (iv) Computed acquisition price per share for the preceding three years to the Promoters, Promoter Group, Selling Shareholders and Shareholders entitled with right to nominate directors or any other rights;
- (v) Computed the weighted average price at which the Equity Shares were acquired by the Promoters and Selling Shareholders in the last one year;
- (vi) Computed the weighted average cost of acquisition of all shares transacted in immediately preceding three years, eighteen months and one year; and
- (vii) Computed weighted average cost of acquisition of Equity Shares held by Selling Shareholders.

Based on above procedures, we confirm that (i) details of acquisition of equity shares in the three preceding years from the date of this certificate (including the immediately preceding year) by the Promoters, members of Promoter Group and other shareholders entitled with right to nominate directors or any other rights; (ii) the average cost of acquisition of Equity Shares by the Promoters and Selling Shareholders; (iii) the computation of the abovementioned average cost of acquisition of the Equity Shares; (iv) the weighted average price at which Equity Shares of the Company were acquired by the Promoters and Selling Shareholders in the last year (i.e. from 12-12-2022 till 11-12-2023) ("**Weighted Average Price**"), as on 11-12-2023; (v) the computation of the abovementioned Weighted Average Price; (vi) the weighted average cost of acquisition of all shares transacted in immediately preceding three years (i.e. from 12-12-2020 till 11-12-2023), eighteen months (i.e. from 12-06-2022 till 11-12-2023) and one year (i.e. from 12-12-2022 till 11-12-2023) ("**Weighted Average Cost of Acquisition**"); (vii) the computation of the abovementioned Weighted Average Cost of Acquisition; (viii) the weighted average cost of acquisition of Equity Shares held by Selling Shareholders (on fully diluted basis); and (ix) the computation of the aforementioned weighted average cost of acquisition of Equity Shares held by Selling Shareholders (on fully diluted basis) is as set out in **Annexure A**.

We have conducted our examination in accordance with the 'Guidance Note on Audit Reports and Certificates for Special Purposes (Revised 2016)' issued by the Institute of Chartered Accountants of India.

We hereby confirm that while providing this certificate we have complied with the Code of Ethics and the Standard on Quality Control (SQC) 1, Quality Control for Firms that Perform Audits and Reviews of Historical Financial Information, and Other Assurance and Related Services Engagements, issued by the Institute of Chartered Accountants of India.

We confirm that the information in this certificate is true and correct, and is in accordance with the requirements of the Companies Act, ICDR Regulations and other applicable law, and there is no untrue statement or omission. which would render the contents of this certificate misleading in any material aspect. We confirm that the information in this certificate is adequate to enable investors to make a well- informed decision, to the extent that such information with respect to us is relevant to the prospective investor to make a well-informed decision.

This certificate (including the annexures) is for information and for inclusion (in part or full) in the red herring prospectus ("**RHP**") and the prospectus ("**Prospectus**") filed in relation to the Offer (collectively, the "**Offer Documents**") or any other Offer-related material, and may be relied upon by the Company, the Book Running Lead Managers and the legal advisors appointed by the Company and the Book Running Lead Managers in relation to the Offer. We hereby consent to the submission of this certificate as may be necessary to SEBI, the Registrar of Companies, Maharashtra at Mumbai ("**RoC**"), the relevant stock exchanges, any other regulatory authority and/or for the records to be maintained by the Book Running Lead Managers and in accordance with applicable law. We hereby consent to this certificate being disclosed by the Book Running Lead Managers, if required (i) by reason of any law, regulation or order of a court or by any governmental or competent regulatory authority, or (ii) in seeking to establish



**RANGAMANI & Co.,**  
**CHARTERED ACCOUNTANTS**

Continuation Sheet No.

a defence in connection with, or to avoid, any actual, potential or threatened legal, arbitral or regulatory proceeding or investigation.

We confirm that we will immediately communicate any changes in writing in the above information to the Book Running Lead Managers until the date when the Equity Shares commence trading on the relevant stock exchanges. In the absence of any such communication from us, the Book Running Lead Managers and the legal advisors, each to the Company and the Book Running Lead Managers, can assume that there is no change to the above information until the Equity Shares commence trading on the relevant stock exchanges pursuant to the Offer.

All capitalized terms used herein and not specifically defined shall have the same meaning as ascribed to them in the Offer Documents.

We also consent to the inclusion of this certificate as a part of "Material Contracts and Documents for Inspection" in connection with this Offer, which will be available for public for inspection.

Yours faithfully,

For and on behalf of Rangamani & Co, Chartered Accountants

Partner  
R.Sreenivasan  
Membership No.: 020566  
ICAI Firm Registration No: 003050S  
UDIN: 23020566BGSMBS6163  
Date: 11-12-2023

**For RANGAMANI & Co.**  
**Chartered Accountants**  
**FRN: 003050 S**

*R. Sreenivasan*  
**R. SREENIVASAN**  
**Partner**  
**M. No:020566**



**Encl: As above**

Cc:

**Cyril Amarchand Mangaldas**  
3<sup>rd</sup> Floor, Prestige Falcon Tower  
19, Brunton Road, Off M.G. Road  
Bengaluru 560 025  
Karnataka, India

**Sidley Austin LLP**

# RANGAMANI & Co.,

## CHARTERED ACCOUNTANTS

Level 31, Six Battery Road  
Singapore 049909

### AZB & Partners

AZB House, Peninsula Corporate Park  
Ganpatrao Kadam Marg, Lower Parel  
Mumbai 400 013  
Maharashtra, India

### AZB & Partners

7<sup>th</sup> Floor, Embassy Icon  
Infantry Road, Vasanth Nagar  
Bengaluru, 560 001  
Karnataka, India

Continuation Sheet No.



**ANNEXURE A**

- 1. Details of acquisition of equity shares in the three preceding years from the date of this certificate (including the immediately preceding year) by the Promoters, members of Promoter Group, Selling Shareholders and other shareholders entitled with right to nominate directors or any other rights (separately for each entity/individual):**

Except as stated below, there have been no specified securities that were acquired in the last three years preceding the date of the Red Herring Prospectus, by the Promoters, members of the Promoter Group, Selling Shareholders and Shareholders with special rights in the Company.


The details of the price at which the acquisition of Equity Shares were undertaken in the last three years preceding the date of the Red Herring Prospectus are stated below:

Sr. No.	Name	Category	Date of acquisition of the Equity Shares	Number of Equity Shares acquired	Face value	Acquisition price per Equity Share (in ₹)
1.	Thomas John Muthoot	Promoter and a Promoter Selling Shareholder	Nil	Nil	10	Nil
2.	Thomas Muthoot	Promoter and a Promoter Selling Shareholder	Nil	Nil	10	Nil
3.	Thomas George Muthoot	Promoter and a Promoter Selling Shareholder	Nil	Nil	10	Nil
4.	Preethi John Muthoot	Promoter and a Promoter Selling Shareholder	Nil	Nil	10	Nil
5.	Remmy Thomas	Promoter and a Promoter Selling Shareholder	Nil	Nil	10	Nil
6.	Nina George	Promoter and a Promoter Selling Shareholder	Nil	Nil	10	Nil
7.	MFL	Promoter	October 3, 2022	11,918,814	10	194.86
			November 28, 2023	10,51,481	10	290.00
8.	GPC	Investor Selling Shareholder and a shareholder with special rights	December 8, 2021	100	10	194.86
			November 25, 2023	27,520,722*	10	165.40

\*23,360,260 CCPS held by GPC were converted into 27,520,722 equity shares on 25<sup>th</sup> November, 2023.

- 2. Average Cost of Acquisition for Promoters and Selling Shareholders**

Name	Number of Equity Shares as on the date of the Red Herring Prospectus	Average cost of acquisition per Equity Share (in ₹)
Thomas John Muthoot <sup>^</sup>	3,544,831	90.91
Thomas Muthoot <sup>^</sup>	3,556,959	90.74
Thomas George Muthoot <sup>^</sup>	3,543,909	90.93
Preethi John Muthoot <sup>^</sup>	11,63,411	150.00
Remmy Thomas <sup>^</sup>	11,51,282	150.00
Nina George <sup>^</sup>	11,64,332	150.00
MFL	85,59,5744	44.39



Name	Number of Equity Shares as on the date of the Red Herring Prospectus	Average cost of acquisition per Equity Share (in ₹)
<b>Selling Shareholder (other than Promoter Selling Shareholders)</b>		
GPC	27,520,822**	165.40

^ Also the Selling Shareholders.

\*\* On 8th December 2021, GPC acquired 100 equity shares. Additionally, on 25th November 2023, 23,360,260 CCPS held by GPC were converted into 27,520,722 equity shares..

Name of Promoter	Name of Acquirer/Transferor	Nature of transaction	Date of Allotment/ acquisition / Transfer*	No. of Equity Shares	Face value per Equity Share	Acquisition / Issue price / Cost per Equity Share (including securities premium) (in ₹)^	Total cost (in ₹)	Nature of consideration	Cumulative amount paid for the Equity Shares	Cumulative number of Equity Shares	% of fully diluted Pre-offer Share capital
THOMAS MUTHOOT	Meeta Ghosh	Acquisition	23-01-2012	3	10	23.66	70.98	Cash	70.98	3	Negligible
	Vikas Lahoti	Acquisition	23-01-2012	3	10	23.66	70.98	Cash	141.96	6	Negligible
	Arun Kumar Varma	Acquisition	23-01-2012	10	10	23.66	236.60	Cash	378.56	16	Negligible
	Vipul Chaturvedi	Acquisition	23-01-2012	1	10	23.66	23.66	Cash	402.22	17	Negligible
	Narendra Jadhav	Acquisition	23-01-2012	3	10	23.66	70.98	Cash	473.20	20	Negligible
	Harsh Kumar Maheswary	Acquisition	23-01-2012	50,380	10	23.66	11,91,990.80	Cash	11,92,464.00	50,400	0.04
	Janamma Thomas	Gift	20-12-2013	13,500	10	Nil	0.00	Gift	11,92,464.00	63,900	0.01
	-	Rights Issue	27-05-2015	1,16,180	10	10.00	11,61,800.00	Cash	23,54,264.00	1,80,080	0.08
	-	Allotment	29-09-2016	41,66,666	10	12.00	4,99,99,992.00	Cash	5,23,54,256.00	43,46,746	2.89
	-	Allotment	21-12-2016	1,44,750	10	114.68	1,65,99,930.00	Cash	6,89,54,186.00	44,91,496	0.10
	-	Allotment	31-08-2017	4,35,995	10	114.68	4,99,99,906.60	Cash	11,89,54,092.60	49,27,491	0.30
	MML Employee Welfare Trust	Transfer	02-11-2017	(4,12,500)	10	12.47	(51,43,304.00)	Cash	11,38,10,788.60	45,14,991	(0.29)
	-	Allotment	19-12-2017	9,30,125	10	114.68	10,66,66,735.00	Cash	22,04,77,523.60	54,45,116	0.64
	-	Rights issue	31-03-2018	9,05,343	10	150.00	13,58,01,450.00	Cash	35,62,78,973.60	63,50,459	0.63
	Muthoot Fincorp Limited	Transfer	03-10-2022	(27,93,500)	10	12.00	(3,35,22,000.00)	Cash	32,27,56,973.60	35,56,959	(1.94)
Total: O/s No. of Shares 35,56,959; Total Cost ₹ 32,27,56,973.60											
#Average cost of acquisition per share: 90.74**											

^The cost of acquisition has been determined using FIFO method.



Name of Promoter	Name of Acquirer/Transferor	Nature of transaction	Date of Allotment/acquisition / Transfer*	No. of Equity Shares	Face value per Equity Share	Acquisition / Issue price / Cost per Equity Share (including securities premium) (in ₹)^#	Total cost (in ₹)	Nature of consideration	Cumulative amount paid for the Equity Shares	Cumulative number of Equity Shares	% of fully diluted Pre-offer Share capital
THOMAS JOIN MUTHOOT	Ajay Shanghavi	Acquisition	23-01-2012	43,500	10	23.66	10,29,210.00	Cash	10,29,210.00	43,500	0.03
	Janamma Thomas	Gift	20-12-2013	13,500	10	Nil	0.00	Gift	10,29,210.00	57,000	0.01
	-	Rights Issue	27-05-2015	1,03,640	10	10.00	10,36,400.00	Cash	20,65,610.00	1,60,640	0.07
	-	Allotment	29-09-2016	41,66,667	10	12.00	5,00,00,004.00	Cash	5,20,65,614.00	43,27,307	2.89
	-	Allotment	21-12-2016	1,45,622	10	114.68	1,66,99,930.96	Cash	6,87,65,544.96	44,72,929	0.11
	-	Allotment	31-08-2017	4,35,996	10	114.68	5,00,00,021.28	Cash	11,87,65,566.24	49,08,925	0.30
	MML Employee Welfare Trust	Transfer	02-11-2017	(4,12,500)	10	12.33	(50,87,930.00)	Cash	11,36,77,636.24	44,96,425	(0.29)
	-	Allotment	19-12-2017	9,30,125	10	114.68	10,66,66,735.00	Cash	22,03,44,371.24	54,26,550	0.64
	-	Rights issue	31-03-2018	9,02,256	10	150.00	13,53,38,400.00	Cash	35,56,82,771.24	63,28,806	0.63
Muthoot Fincorp Limited	Transfer	03-10-2022	(27,83,975)	10	12.00	(3,34,07,700.00)	Cash	32,22,75,071.24	35,44,831	(1.93)	
Total: O/s No. of Shares 35,44,831; Total Cost ₹ 32,22,75,071.24											
#Average cost of acquisition per share: 90.91**											

^The cost of acquisition has been determined using FIFO method.

Name of Promoter	Name of Acquirer/Transferor	Nature of transaction	Date of Allotment/acquisition / Transfer*	No. of Equity Shares	Face value per Equity Share	Acquisition / Issue price / Cost per Equity Share (including securities premium) (in ₹)^	Total cost (in ₹)	Nature of consideration	Cumulative amount paid for the Equity Shares	Cumulative number of Equity Shares	% of fully diluted Pre-offer Share capital
THOMAS GEORGE MUTHOOT	Ajay Shanghavi	Acquisition	23-01-2012	43,000	10	23.66	10,17,380.00	Cash	10,17,380.00	43,000	0.03
	Janamma Thomas	Gift	20-12-2013	13,500	10	Nil	0.00	Gift	10,17,380.00	56,500	0.01
	-	Rights Issue	27-05-2015	1,02,730	10	10.00	10,27,300.00	Cash	20,44,680.00	1,59,230	0.07
	-	Allotment	29-09-2016	41,66,667	10	12.00	5,00,00,004.00	Cash	5,20,44,684.00	43,25,897	2.89
	-	Allotment	21-12-2016	1,45,622	10	114.68	1,66,99,930.96	Cash	6,87,44,614.96	44,71,519	0.10
	-	Allotment	31-08-2017	4,35,996	10	114.68	5,00,00,021.28	Cash	11,87,44,636.24	49,07,515	0.30
	MML Employee Welfare Trust	Transfer	02-11-2017	(4,12,500)	10	12.32	(50,83,920.00)	Cash	11,36,60,716.24	44,95,015	(0.29)
	-	Allotment	19-12-2017	9,30,124	10	114.68	10,66,66,620.32	Cash	22,03,27,336.56	54,25,139	0.64
	-	Rights Issue	31-03-2018	9,02,021	10	150.00	13,53,03,150.00	Cash	35,56,30,486.56	63,27,160	0.63
Muthoot Fincorp Limited	Transfer	03-10-2022	(27,83,251)	10	12.00	(3,33,99,012.00)	Cash	32,22,31,474.56	35,43,909	(1.93)	





Name of Promoter	Name of Acquirer/Transferor	Nature of transaction	Date of Allotment/ acquisition / Transfer*	No. of Equity Shares	Face value per Equity Share	Acquisition / Issue price / Cost per Equity Share (including securities premium) (in ₹)^	Total cost (in ₹)	Nature of consideration	Cumulative amount paid for the Equity Shares	Cumulative number of Equity Shares	% of fully diluted Pre-offer Share capital
Total: O/s No. of Shares 35,43,909; Total Cost ₹ 32,22,31,474.56											
#Average cost of acquisition per share: 90.93**											

^The cost of acquisition has been determined using FIFO method.

Name of Promoter	Name of Acquirer/Transferor	Nature of transaction	Date of Allotment/ acquisition / Transfer*	No. of Equity Shares	Face value per Equity Share	Acquisition / Issue price / Cost per Equity Share (including securities premium) (in ₹)^	Total cost (in ₹)	Nature of consideration	Cumulative amount paid for the Equity Shares	Cumulative number of Equity Shares	% of fully diluted Pre-offer Share capital
REMMY THOMAS	Ajay Shanghavi	Acquisition	23-01-2012	1,000	10	23.66	23,660.00	Cash	23,660.00	1,000	Negligible
	Harsh Kumar Maheswary	Acquisition	23-01-2012	35,000	10	23.66	8,28,100.00	Cash	8,51,760.00	36,000	0.02
	-	Rights Issue	27-05-2015	65,460	10	10.00	6,54,600.00	Cash	15,06,360.00	1,01,460	0.05
	-	Rights Issue	31-03-2018	25,79,754	10	150.00	38,69,63,100.00	Cash	38,84,69,460.00	26,81,214	1.79
	Muthoot Fincorp Limited	Transfer	03-10-2022	(11,79,438)	10	138.37	(16,32,03,060.00)	Cash	22,52,66,400.00	15,01,776	(0.82)
	Muthoot Fincorp Limited	Transfer	28-11-2023	(3,50,494)	10	150.00	(5,25,74,100.00)	Cash	17,26,92,300.00	11,51,282	(0.24)
Total: O/s No. of Shares 11,51,282; Total Cost ₹ 17,26,92,300.00											
#Average cost of acquisition per share: 150.00**											

^The cost of acquisition has been determined using FIFO method.

Name of Promoter	Name of Acquirer/Transferor	Nature of transaction	Date of Allotment/ acquisition / Transfer*	No. of Equity Shares	Face value per Equity Share	Acquisition / Issue price / Cost per Equity Share (including securities premium) (in ₹)^	Total cost (in ₹)	Nature of consideration	Cumulative amount paid for the Equity Shares	Cumulative number of Equity Shares	% of fully diluted Pre-offer Share capital
PREETHI JOHN MUTHOOT	Ajay Shanghavi	Acquisition	23-01-2012	22,000	10	23.66	5,20,520.00	Cash	5,20,520.00	22,000	0.02
	Harsh Kumar Maheswary	Acquisition	23-01-2012	21,000	10	23.66	4,96,860.00	Cash	10,17,380.00	43,000	0.01
	-	Rights Issue	27-05-2015	78,180	10	10.00	7,81,800.00	Cash	17,99,180.00	1,21,180	0.05



Name of Promoter	Name of Acquirer/Transferor	Nature of transaction	Date of Allotment/ acquisition / Transfer*	No. of Equity Shares	Face value per Equity Share	Acquisition / Issue price / Cost per Equity Share (including securities premium) (in ₹)^	Total cost (in ₹)	Nature of consideration	Cumulative amount paid for the Equity Shares	Cumulative number of Equity Shares	% of fully diluted Pre-offer Share capital
	-	Rights Issue	31-03-2018	25,81,687	10	150.00	38,72,53,050.00	Cash	38,90,52,230.00	27,02,867	1.79
	Muthoot Fincorp Limited	Transfer	03-10-2022	(11,88,963)	10	136.23	(16,19,66,630.00)	Cash	22,70,85,600.00	15,13,904	(0.82)
	Muthoot Fincorp Limited	Transfer	28-11-2023	(3,50,493)	10	150.00	(5,25,73,950.00)	Cash	17,45,11,650.00	11,63,411	(0.24)
Total: O/s No. of Shares 11,63,411; Total Cost ₹ 17,45,11,650.00											
#Average cost of acquisition per share: 150.00**											

^The cost of acquisition has been determined using FIFO method.

Name of Promoter	Name of Acquirer/Transferor	Nature of transaction	Date of Allotment/ acquisition / Transfer*	No. of Equity Shares	Face value per Equity Share	Acquisition / Issue price / Cost per Equity Share (including securities premium) (in ₹)^	Total cost (in ₹)	Nature of consideration	Cumulative amount paid for the Equity Shares	Cumulative number of Equity Shares	% of fully diluted Pre-offer Share capital
NINA GEORGE	Harsh Kumar Maheswary	Acquisition	23-01-2012	43,600	10	23.66	10,31,576.00	Cash	10,31,576.00	43,600	0.03
	-	Rights Issue	27-05-2015	79,270	10	10.00	7,92,700.00	Cash	18,24,276.00	1,22,870	0.05
	-	Rights Issue	31-03-2018	25,81,643	10	150.00	38,72,46,450.00	Cash	38,90,70,726.00	27,04,513	1.79
	Muthoot Fincorp Limited	Transfer	03-10-2022	(11,89,687)	10	136.04	(16,18,46,826.00)	Cash	22,72,23,900.00	15,14,826	(0.82)
	Muthoot Fincorp Limited	Transfer	28-11-2023	(3,50,494)	10	150.00	(5,25,74,100.00)	Cash	17,46,49,800.00	11,64,332	(0.24)
Total: O/s No. of Shares 11,64,332; Total Cost ₹ 17,46,49,800.00											
#Average cost of acquisition per share: 150.00**											

^The cost of acquisition has been determined using FIFO method.



Name of Promoter	Name of Acquirer/Transferor	Nature of transaction	Date of Allotment/ acquisition / Transfer*	No. of Equity Shares	Face value per Equity Share	Acquisition / Issue price / Cost per Equity Share (including securities premium) (in ₹)^	Total cost (in ₹)	Nature of consideration	Cumulative amount paid for the Equity Shares	Cumulative number of Equity Shares	% of fully diluted Pre-offer Share capital
MUTHOOT FINCORP LTD	-	Allotment	29-09-2012	47,00,000	10	10.00	4,70,00,000.00	Cash	4,70,00,000.00	47,00,000	3.26
	-	Allotment	15-01-2014	5,00,000	10	10.00	50,00,000.00	Gift	5,20,00,000.00	52,00,000	0.35
	-	Rights Issue	27-05-2015	94,54,540	10	10.00	94,54,540.00	Cash	14,65,45,400.00	1,46,54,540	6.55
	-	Allotment	15-06-2015	3,45,00,000	10	10.00	34,50,00,000.00	Cash	49,15,45,400.00	4,91,54,540	23.90
	-	Allotment	21-01-2016	1,00,00,000	10	10.00	10,00,00,000.00	Cash	59,15,45,400.00	5,91,54,540	6.93
	-	Allotment	29-04-2016	1,00,00,000	10	10.00	10,00,00,000.00	Cash	69,15,45,400.00	6,91,54,540	6.93
	-	Allotment	21-12-2016	8,71,992	10	114.68	10,00,00,042.56	Cash	79,15,45,442.56	7,00,26,532	0.60
	-	Allotment	19-12-2017	2,61,597	10	114.68	2,99,99,943.96	Cash	82,15,45,386.52	7,02,88,129	0.17
	-	Rights issue	31-03-2018	23,37,320	10	150.00	35,05,98,000	Cash	1,17,21,43,386.52	7,26,25,449	1.62
	Thomas John Muthoot	Transfer	03-10-2022	27,83,975	10	194.86	54,24,85,368.5	Cash	1,71,46,28,755.02	7,54,09,424	1.93
	Thomas Muthoot	Transfer	03-10-2022	27,93,500	10	194.86	54,43,41,410	Cash	2,25,89,70,165.02	7,82,02,924	1.94
	Thomas George Muthoot	Transfer	03-10-2022	27,83,251	10	194.86	54,23,44,289.86	Cash	2,80,13,14,454.88	8,09,86,175	1.93
	Preethi John Muthoot	Transfer	03-10-2022	11,88,963	10	194.86	23,16,81,330.18	Cash	3,03,29,95,785.06	8,21,75,138	0.82
	Remmy Thomas	Transfer	03-10-2022	11,79,438	10	194.86	22,98,25,288.68	Cash	3,26,28,21,073.74	8,33,54,576	0.82
Nina George	Transfer	03-10-2022	11,89,687	10	194.86	23,18,22,408.82	Cash	3,49,46,43,482.56	8,45,44,263	0.82	
PREETHI JOHN MUTHOOT	Transfer	28-Nov-23	3,50,493	10	290.00	10,16,42,970.00	Cash	3,59,62,86,452.56	8,48,94,756	0.24 %	
REMMY THOMAS	Transfer	28-Nov-23	3,50,494	10	290.00	10,16,43,260.00	Cash	3,69,79,29,712.56	8,52,45,250	0.24 %	
NINA GEORGE	Transfer	28-Nov-23	3,50,494	10	290.00	10,16,43,260.00	Cash	3,79,95,72,972.56	8,55,95,744	0.24 %	
Total: O/s No. of Shares 8,55,95,744; Total Cost ₹ 3,79,95,72,972.56											
Average cost of acquisition per share: 44.39**											

^The cost of acquisition has been determined using FIFO method.

Name of Selling Shareholder	Name of Acquirer/Transferor	Nature of transaction	Date of Allotment / acquisition / Transfer*	No. of Equity Shares/ CCPS (prior to conversion of CCPS)	Face value per Share	Acquisition / Issue price / Cost per Share (including securities premium) (in ₹)^	Total cost (in ₹)	Nature of consideration	Cumulative amount paid for the Shares	Cumulative number of Shares	X
GREATER PACIFIC CAPITAL WIV LTD	-	Allotment	06-12-2021	96,33,739	10	194.86	1,87,72,30,381.54	Cash	1,87,72,30,381.54	96,33,739	6.67
	-	Allotment	08-12-2021	100	10	194.86	19,486.00	Cash	1,87,72,49,867.54	96,33,839	Negligible
	-	Allotment	11-01-2022	95,27,994	10	194.86	1,85,66,24,910.84	Cash	3,73,38,74,778.38	1,91,61,833	6.60



Name of Selling Shareholder	Name of Acquirer/Transferor	Nature of transaction	Date of Allotment / acquisition / Transfer*	No. of Equity Shares/CCPS (prior to conversion of CCPS)	Face value per Share	Acquisition / Issue price / Cost per Share (including securities premium) (in ₹)^	Total cost (in ₹)	Nature of consideration	Cumulative amount paid for the Shares	Cumulative number of Shares	X
-		Allotment	30-09-2022	41,98,527	10	194.86	81,81,24,971.22	Cash	4,55,19,99,749.60	2,33,60,360	2.91
		Conversion of CCPS	25-11-2023	(23,360,260)	10	194.86	(4,55,19,80,263.60)	Conversion of CCPS into Equity shares	19,486.00	100	(16.18)
-		Post Conversion of CCPS into Equity	25-11-2023	27,520,722	10	165.40	4,55,19,80,263.60	Conversion of CCPS into Equity Shares	4,55,19,99,749.60	2,75,20,822	19.06
Total: O/s No. of Shares 2,75,20,822; Total Cost ₹ 4,55,19,99,749.60											
Average cost of acquisition per share: 165.40**											

\* Equity Shares were fully paid-up when issued.

\*\* While determining the Average Cost of Acquisition, we have adopted an approach in accordance with cost method.

^ The cost of acquisition has been determined using FIFO method.

**3. Weighted average price of Equity Shares/CCPS acquired by Promoters and Selling Shareholders in the preceding one year**

Name	No. of Equity Shares acquired in the last one year	Weighted average price of Equity Shares acquired in the last one year
<b>Promoters</b>		
1. THOMAS MUTHOOT*		Nil
2. THOMAS JOHN MUTHOOT*		Nil
3. THOMAS GEORGE MUTHOOT*		Nil
4. REMMY THOMAS*		Nil
5. PREETHI JOHN MUTHOOT*		Nil
6. NINA GEORGE*		Nil
7. MUTHOOT FINCORP LTD	10,51,481	Nil
<b>Selling Shareholder (other than Promoter Selling Shareholders)</b>		
1. GREATER PACIFIC CAPITAL WIV LTD	27,520,722**	165.40

\* Also a Selling Shareholder

\*\* On 25th November 2023, 23,360,260 CCPS held by GPC were converted into 27,520,722 equity shares.




3A. Computation of Weighted average price of Equity Shares acquired by Promoters and Selling Shareholders in the preceding year

Name of Promoter	Nature of transaction	Nature of Consideration	Date of Acquisition/ Allotment/ Transfer*	Face value of the Equity Shares	No. of Equity shares	Cost per Equity Share (including securities premium) (Rs.)	Total Cost (Rs.)	[Weight]	Reason for allotment/ transfer (preferential allotment/ bonus etc.)	Cumulative amount paid for the Equity Shares	Cumulative no. of Equity Shares acquired in the last one year	% of fully diluted pre-offer share capital
THOMAS MUTHOOT	-	-	-	-	-	-	-	-	-	-	-	-
		<b>Total</b>			-	-	-	-	-	-	-	-
			<b>Weighted average price**</b>				-					

Name of Promoter	Nature of transaction	Nature of Consideration	Date of Acquisition/ Allotment/ Transfer*	Face value of the Equity Shares	No. of Equity shares	Cost per Equity Share (including securities premium) (Rs.)	Total Cost (Rs.)	[Weight]	Reason for allotment/ transfer (preferential allotment/ bonus etc.)	Cumulative amount paid for the Equity Shares	Cumulative no. of Equity Shares acquired in the last one year	% of fully diluted pre-offer share capital
THOMAS JOHN MUTHOOT	-	-	-	-	-	-	-	-	-	-	-	-
		<b>Total</b>			-	-	-	-	-	-	-	-
			<b>Weighted average price**</b>				-					

Name of Promoter	Nature of transaction	Nature of Consideration	Date of Acquisition/ Allotment/ Transfer*	Face value of the Equity Shares	No. of Equity shares	Cost per Equity Share (including securities premium) (Rs.)	Total Cost (Rs.)	[Weight]	Reason for allotment/ transfer (preferential allotment/ bonus etc.)	Cumulative amount paid for the Equity Shares	Cumulative no. of Equity Shares acquired in the last one year	% of fully diluted pre-offer share capital
THOMAS GEORGE MUTHOOT	-	-	-	-	-	-	-	-	-	-	-	-
		<b>Total</b>			-	-	-	-	-	-	-	-
			<b>Weighted average price**</b>				-					

Name of Promoter	Nature of transaction	Nature of Consideration	Date of Acquisition/ Allotment/ Transfer*	Face value of the Equity Shares	No. of Equity shares	Cost per Equity Share (including securities premium) (Rs.)	Total Cost (Rs.)	[Weight]	Reason for allotment/ transfer (preferential allotment/ bonus etc.)	Cumulative amount paid for the Equity Shares	Cumulative no. of Equity Shares acquired in the last one year	% of fully diluted pre-offer share capital
REMMY THOMAS	-	-	-	-	-	-	-	-	-	-	-	-
		<b>Total</b>			-	-	-	-	-	-	-	-
			<b>Weighted average price**</b>				-					




Name of Promoter	Nature of transaction	Nature of Consideration	Date of Acquisition/ Allotment/ Transfer*	Face value of the Equity Shares	No. of Equity shares	Cost per Equity Share (including securities premium) (Rs.)	Total Cost (Rs.)	[Weight]	Reason for allotment/ transfer (preferential allotment/ bonus etc.)	Cumulative amount paid for the Equity Shares	Cumulative no. of Equity Shares acquired in the last one year	% of fully diluted pre-offer share capital
PREETHI JOHN MUTHOOT	-	-	-	-	-	-	-	-	-	-	-	-
		Total			-	-	-	-	-	-	-	-
					Weighted average price**			-				

Name of Promoter	Nature of transaction	Nature of Consideration	Date of Acquisition/ Allotment/ Transfer*	Face value of the Equity Shares	No. of Equity shares	Cost per Equity Share (including securities premium) (Rs.)	Total Cost (Rs.)	[Weight]	Reason for allotment/ transfer (preferential allotment/ bonus etc.)	Cumulative amount paid for the Equity Shares	Cumulative no. of Equity Shares acquired in the last one year	% of fully diluted pre-offer share capital
NINA GEORGE	-	-	-	-	-	-	-	-	-	-	-	-
		Total			-	-	-	-	-	-	-	-
					Weighted average price**			-				

Name of Promoter	Nature of transaction	Nature of Consideration	Date of Acquisition/ Allotment/ Transfer*	Face value of the Equity Shares	No. of Equity shares	Cost per Equity Share (including securities premium) (Rs.)	Total Cost (Rs.)	[Weight]	Reason for allotment/ transfer (preferential allotment/ bonus etc.)	Cumulative amount paid for the Equity Shares	Cumulative no. of Equity Shares acquired in the last one year	% of fully diluted pre-offer share capital
MUTHOOT FINCORP LTD	Transfer	Cash	28-11-2023	10	10,51,481	290.00	30,49,29,490.00	100%	-	30,49,29,490.00	10,51,481	0.72
		Total			10,51,481	-	30,49,29,490.00	-	-	30,49,29,490.00	10,51,481	-
					Weighted average price**			290.00				

Name of Promoter	Nature of transaction	Nature of Consideration	Date of Acquisition/ Allotment/ Transfer*	Face value of the Equity Shares	No. of Equity shares/CC PS	Cost per Equity Share (including securities premium) (Rs.)	Total Cost (Rs.)	[Weight]	Reason for allotment/ transfer (preferential allotment/ bonus etc.)	Cumulative amount paid for the Equity Shares	Cumulative no. of Equity Shares acquired in the last one year	% of fully diluted pre-offer share capital
GREATER PACIFIC CAPITAL WIV LTD	Equity shares received pursuant to	Conversion	25-11-2023	10	27,520,722	165.40	4,551,980,263.60	100%	Equity shares received	4,551,980,263.60	27,520,722	19.06



Name of Promoter	Nature of transaction	Nature of Consideration	Date of Acquisition/ Allotment/ Transfer*	Face value of the Equity Shares	No. of Equity shares/CCPS	Cost per Equity Share (including securities premium) (Rs.)	Total Cost (Rs.)	[Weight]	Reason for allotment/ transfer (preferential allotment/ bonus etc.)	Cumulative amount paid for the Equity Shares	Cumulative no. of Equity Shares acquired in the last one year	% of fully diluted pre-offer share capital
	conversion of CCPS								pursuant to conversion of CCPS			
		Total			27,520,722	-	-	-	-	-	27,520,722	-
				Weighted average price**			165.40					

\* Equity Shares were fully paid-up when issued.


\*\* While determining the Weighted Average Price, we have adopted an approach in accordance with cost method.

#### 4. WEIGHTED AVERAGE COST OF ACQUISITION OF ALL SHARES TRANSACTED IN IMMEDIATELY PRECEDING THREE YEARS, ONE YEAR AND EIGHTEEN MONTHS

Period	Weighted Average Cost of Acquisition per Equity share (in ₹)*	Range of acquisition price: Lowest Price - Highest Price (in ₹)*	Cap Price is 'X' times the Weighted Average Cost of Acquisition#
Last one year preceding the date of the Draft Red Herring Prospectus	169.99	Lowest - 165.40 Highest - 290.00	
Last eighteen months preceding the date of the Draft Red Herring Prospectus	172.66	Lowest - 102.06 Highest - 290.00	
Last three years preceding the date of the Draft Red Herring Prospectus	172.66	Lowest - 102.06 Highest - 290.00	

Period	Weighted Average Cost of Acquisition per Preference share (in ₹)*	Range of acquisition price: Lowest Price - Highest Price (in ₹)*	Cap Price is 'X' times the Weighted Average Cost of Acquisition#
Last one year preceding the date of the Draft Red Herring Prospectus	194.86	Lowest - 194.86 Highest - 194.86	
Last eighteen months preceding the date of the Draft Red Herring Prospectus	194.86	Lowest - 194.86 Highest - 194.86	
Last three years preceding the date of the Draft Red Herring Prospectus	194.86	Lowest - 194.86 Highest - 194.86	

# To be updated once the price band information is available



**4B. DETAILS OF WEIGHTED AVERAGE COST OF ACQUISITION OF ALL SHARES  
TRANSACTIONED IN THE LAST ONE YEAR**

S. No.	Name of the acquirer	Date of acquisition	Number of equity shares acquired	Acquisition price per share (in ₹)	Weighted Average Cost of Acquisition (in ₹) of Equity Shares acquired in the last one year	Range of acquisition price: Lowest Price – Highest Price (in ₹)	Category
1	GREATER PACIFIC CAPITAL WIV LTD	25-11-2023	27,520,722	165.40	169.99	Lowest - 165.40 Highest - 290.00	Equity
2	MUTHOOT FINCORP LTD	28-11-2023	10,51,481	290.00			Equity
<b>Total</b>			<b>2,85,72,203</b>				

S. No.	Name of the acquirer	Date of acquisition	Number of preference shares acquired/converted	Acquisition price per share (in ₹)	Weighted Average Cost of Acquisition (in ₹) of Preference Shares acquired in the last one year	Range of acquisition price: Lowest Price – Highest Price (in ₹)	Category
1	GREATER PACIFIC CAPITAL WIV LTD	25-11-2023	(23,360,260)	194.86	194.86	Lowest – 194.86 Highest - 194.86	Preference
<b>Total</b>			<b>(23,360,260)</b>				

**4C. DETAILS OF WEIGHTED AVERAGE COST OF ACQUISITION OF ALL SHARES  
TRANSACTIONED IN THE LAST EIGHTEEN MONTHS**

S. No.	Name of the acquirer	Date of acquisition	Number of equity shares acquired	Acquisition price per share (in ₹)	Weighted Average Cost of Acquisition (in ₹) of Equity Shares acquired in the last Eighteen months	Range of acquisition price: Lowest Price – Highest Price (in ₹)	Category
1	MUTHOOT FINCORP LTD	03-10-2022	1,19,18,814	194.86	172.66	Lowest - 102.06 Highest - 290.00	Equity
2	MML EMPLOYEE WELFARE TRUST	30-09-2022	26,66,647	102.06			Equity
3	GREATER PACIFIC CAPITAL WIV LTD	25-11-2023	27,520,722	165.40			Equity
4	MUTHOOT FINCORP LTD	28-11-2023	10,51,481	290.00			Equity
<b>Total</b>			<b>4,31,57,664</b>				





S. No.	Name of the acquirer	Date of acquisition	Number of preference shares acquired / converted	Acquisition price per share (in ₹)	Weighted Average Cost of Acquisition (in ₹) of Preference Shares acquired in the last Eighteen months	Range of acquisition price: Lowest Price – Highest Price (in ₹)	Category
1	GREATER PACIFIC CAPITAL WIV LTD	30-09-2022	41,98,527	194.86	194.86	Lowest – 194.86 Highest - 194.86	Preference
2	GREATER PACIFIC CAPITAL WIV LTD	25-11-2023	(23,360,260)	194.86			Preference
	<b>Total</b>		<b>(1,91,61,733)</b>				

**4D. DETAILS OF WEIGHTED AVERAGE COST OF ACQUISITION OF ALL SHARES TRANSACTED IN THE LAST THREE YEARS**

S. No.	Name of the acquirer	Date of acquisition	Number of equity shares acquired	Acquisition price per share (in ₹)	Weighted Average Cost of Acquisition (in ₹) of Equity Shares acquired in the last three years	Range of acquisition price: Lowest Price – Highest Price (in ₹)	Category
1	MUTHOOT FINCORP LTD	03-10-2022	1,19,18,814	194.86	172.66	Lowest – 102.06 Highest – 290.00	Equity
2	MML EMPLOYEE WELFARE TRUST	30-09-2022	26,66,647	102.06			Equity
3	GREATER PACIFIC CAPITAL WIV LTD	08-12-2021	100	194.86			Equity
4	GREATER PACIFIC CAPITAL WIV LTD	25-11-2023	27,520,722	165.40			Equity
5	MUTHOOT FINCORP LTD	28-11-2023	10,51,481	290.00			Equity
	<b>Total</b>		<b>4,31,57,764</b>				

S. No.	Name of the acquirer	Date of acquisition	Number of preference shares acquired	Acquisition price per share (in ₹)	Weighted Average Cost of Acquisition (in ₹) of Preference Shares acquired in the last three years	Range of acquisition price: Lowest Price – Highest Price (in ₹)	Category
1	GREATER PACIFIC CAPITAL WIV LTD	30-09-2022	41,98,527	194.86	194.86	Lowest – 194.86 Highest - 194.86	Preference




S. No.	Name of the acquirer	Date of acquisition	Number of preference shares acquired	Acquisition price per share (in ₹)	Weighted Average Cost of Acquisition (in ₹) of Preference Shares acquired in the last three years	Range of acquisition price: Lowest Price – Highest Price (in ₹)	Category
2	GREATER PACIFIC CAPITAL WIV LTD	11-01-2022	95,27,994	194.86			Preference
3	GREATER PACIFIC CAPITAL WIV LTD	06-12-2021	96,33,739	194.86			Preference
4	GREATER PACIFIC CAPITAL WIV LTD	25-11-2023	(23,360,260)	194.86			Preference
	<b>Total</b>		<b>Nil</b>				

**5. WEIGHTED AVERAGE COST OF ACQUISITION OF EQUITY SHARES HELD BY SELLING SHAREHOLDERS ON FULLY DILUTED BASIS**

Selling Shareholder – Name	TYPE	NUMBER OF EQUITY SHARES OFFERED / AMOUNT (₹ IN MILLION)	Weighted average cost of acquisition per Equity Share (in INR)*
Thomas John Muthoot	Promoter Selling Shareholder	Up to [●] Equity Shares aggregating to ₹163.63 million	90.91
Thomas Muthoot	Promoter Selling Shareholder	Up to [●] Equity Shares aggregating to ₹163.84 million	90.74
Thomas George Muthoot	Promoter Selling Shareholder	Up to [●] Equity Shares aggregating to ₹163.61 million	90.93
Preethi John Muthoot	Promoter Selling Shareholder	Up to [●] Equity Shares aggregating to ₹337.39 million	150.00
Remmy Thomas	Promoter Selling Shareholder	Up to [●] Equity Shares aggregating to ₹333.87 million	150.00
Nina George	Promoter Selling Shareholder	Up to [●] Equity Shares aggregating to ₹337.66 million	150.00
Greater Pacific Capital WIV Ltd	Investor Selling Shareholder	Up to [●] Equity Shares aggregating to ₹500.00 million	165.40**


\* Calculated on a fully diluted basis

**5A. DETAILS OF WEIGHTED AVERAGE COST OF ACQUISITION OF EQUITY SHARES HELD BY SELLING SHAREHOLDERS ON FULLY DILUTED BASIS**



S. No.	Name of the acquirer	Date of acquisition	Number of equity shares acquired/transferred	Acquisition price per share (in ₹)	Weighted Average Cost of Acquisition (in ₹) of Equity Shares on fully diluted basis*
1	THOMAS MUTHOOT	23-Jan-12	3	23.66	90.74
2	THOMAS MUTHOOT	23-Jan-12	3	23.66	
3	THOMAS MUTHOOT	23-Jan-12	10	23.66	
4	THOMAS MUTHOOT	23-Jan-12	1	23.66	
5	THOMAS MUTHOOT	23-Jan-12	3	23.66	
6	THOMAS MUTHOOT	23-Jan-12	50,380	23.66	
7	THOMAS MUTHOOT	20-Dec-13	13,500	0.00	
8	THOMAS MUTHOOT	27-May-15	1,16,180	10.00	
9	THOMAS MUTHOOT	29-Sep-16	41,66,666	12.00	
10	THOMAS MUTHOOT	21-Dec-16	1,44,750	114.68	
11	THOMAS MUTHOOT	31-Aug-17	4,35,995	114.68	
12	THOMAS MUTHOOT	02-Nov-17	(4,12,500)	12.47	
13	THOMAS MUTHOOT	19-Dec-17	9,30,125	114.68	
14	THOMAS MUTHOOT	31-Mar-18	9,05,343	150.00	
15	THOMAS MUTHOOT	03-Oct-22	(27,93,500)	12.00	
	<b>TOTAL</b>		<b>35,56,959</b>		

S. No.	Name of the acquirer	Date of acquisition	Number of equity shares acquired/transferred	Acquisition price per share (in ₹)	Weighted Average Cost of Acquisition (in ₹) of Equity Shares on fully diluted basis*
1	THOMAS JOHN MUTHOOT	23-Jan-12	43,500	23.66	90.91
2	THOMAS JOHN MUTHOOT	20-Dec-13	13,500	0.00	
3	THOMAS JOHN MUTHOOT	27-May-15	1,03,640	10.00	
4	THOMAS JOHN MUTHOOT	29-Sep-16	41,66,667	12.00	
5	THOMAS JOHN MUTHOOT	21-Dec-16	1,45,622	114.68	
6	THOMAS JOHN MUTHOOT	31-Aug-17	4,35,996	114.68	
7	THOMAS JOHN MUTHOOT	02-Nov-17	(4,12,500)	12.33	
8	THOMAS JOHN MUTHOOT	19-Dec-17	9,30,125	114.68	
9	THOMAS JOHN MUTHOOT	31-Mar-18	9,02,256	150.00	
10	THOMAS JOHN MUTHOOT	03-Oct-22	(27,83,975)	12.00	
	<b>TOTAL</b>		<b>35,44,831</b>		
S. No.	Name of the acquirer	Date of acquisition	Number of equity shares acquired/transferred	Acquisition price per share (in ₹)	Weighted Average Cost of Acquisition (in ₹) of Equity Shares on fully diluted basis*




1	THOMAS GEORGE MUTHOOT	23-Jan-12	43,000	23.66	90.93
2	THOMAS GEORGE MUTHOOT	20-Dec-13	13,500	0.00	
3	THOMAS GEORGE MUTHOOT	27-May-15	1,02,730	10.00	
4	THOMAS GEORGE MUTHOOT	29-Sep-16	41,66,667	12.00	
5	THOMAS GEORGE MUTHOOT	21-Dec-16	1,45,622	114.68	
6	THOMAS GEORGE MUTHOOT	31-Aug-17	4,35,996	114.68	
7	THOMAS GEORGE MUTHOOT	02-Nov-17	(4,12,500)	12.32	
8	THOMAS GEORGE MUTHOOT	19-Dec-17	9,30,124	114.68	
9	THOMAS GEORGE MUTHOOT	31-Mar-18	9,02,021	150.00	
10	THOMAS GEORGE MUTHOOT	03-Oct-22	(27,83,251)	12.00	
	<b>TOTAL</b>		<b>35,43,909</b>		

S. No.	Name of the acquirer	Date of acquisition	Number of equity shares acquired/transferred	Acquisition price per share (in ₹)	Weighted Average Cost of Acquisition (in ₹) of Equity Shares on fully diluted basis*
1	REMMY THOMAS	23-Jan-12	1,000	23.66	150.00
2	REMMY THOMAS	23-Jan-12	35,000	23.66	
3	REMMY THOMAS	27-May-15	65,460	10.00	
4	REMMY THOMAS	31-Mar-18	25,79,754	150.00	
5	REMMY THOMAS	03-Oct-22	(11,79,438)	138.37	
6	REMMY THOMAS	28-Nov-23	(3,50,494)	150.00	
	<b>TOTAL</b>		<b>11,51,282</b>		

S. No.	Name of the acquirer	Date of acquisition	Number of equity shares acquired/transferred	Acquisition price per share (in ₹)	Weighted Average Cost of Acquisition (in ₹) of Equity Shares on fully diluted basis*
1	PREETHI JOHN MUTHOOT	23-Jan-12	22,000	23.66	150.00
2	PREETHI JOHN MUTHOOT	23-Jan-12	21,000	23.66	
3	PREETHI JOHN MUTHOOT	27-May-15	78,180	10.00	
4	PREETHI JOHN MUTHOOT	31-Mar-18	25,81,687	150.00	
5	PREETHI JOHN MUTHOOT	03-Oct-22	(11,88,963)	136.23	
6	PREETHI JOHN MUTHOOT	28-Nov-23	(3,50,493)	150.00	
	<b>TOTAL</b>		<b>11,63,411</b>		

S. No.	Name of the acquirer	Date of acquisition	Number of equity shares acquired/transferred	Acquisition price per share (in ₹)	Weighted Average Cost of Acquisition (in ₹) of Equity Shares on fully diluted basis*
1	NINA GEORGE	23-Jan-12	43,600	23.66	150.00
2	NINA GEORGE	27-May-15	79,270	10.00	



3	NINA GEORGE	31 Mar 18	25,81,643	150.00
4	NINA GEORGE	03-Oct-22	(11,89,687)	136.04
5	NINA GEORGE	28-Nov-23	(3,50,494)	150.00
	<b>TOTAL</b>		<b>11,64,332</b>	

S. No.	Name of the acquirer	Date of acquisition	Number of CCPS acquired/ transferred	Acquisition price per share (in ₹)	Weighted Average Cost of Acquisition (in ₹) of Preference Shares on fully diluted basis*
1	GREATER PACIFIC CAPITAL WIV LTD	06-12-2021	96,33,739	194.86	Nil
2	GREATER PACIFIC CAPITAL WIV LTD	11-01-2022	95,27,994	194.86	
3	GREATER PACIFIC CAPITAL WIV LTD	30-09-2022	41,98,527	194.86	
4	GREATER PACIFIC CAPITAL WIV LTD	25-11-2023	(2,33,60,260)	194.86	
	<b>Total</b>		Nil		

\* On 25th November 2023, 23,360,260 CCPS held by GPC were converted into 27,520,722 equity shares

S. No.	Name of the acquirer	Date of acquisition	Number of Equity shares acquired/ transferred	Acquisition price per share (in ₹)	Weighted Average Cost of Acquisition (in ₹) of Equity Shares on fully diluted basis*
1	GREATER PACIFIC CAPITAL WIV LTD	08-12-2021	100	194.86	165.40
2	GREATER PACIFIC CAPITAL WIV LTD	25-11-2023	275,20,722	165.40	
	<b>Total</b>		<b>275,20,822</b>		

